Novo Ecosystem

Simple. Guaranteed.

Wireless Collaboration & Digital Signage

COLLABORATION SOLUTIONS | DIGITAL SIGNAGE | DISPLAY SOLUTIONS

Novo Ecosystem

Novo Ecosystem is the most comprehensive choice for Wireless Collaboration & Digital Signage designed for large format display devices.

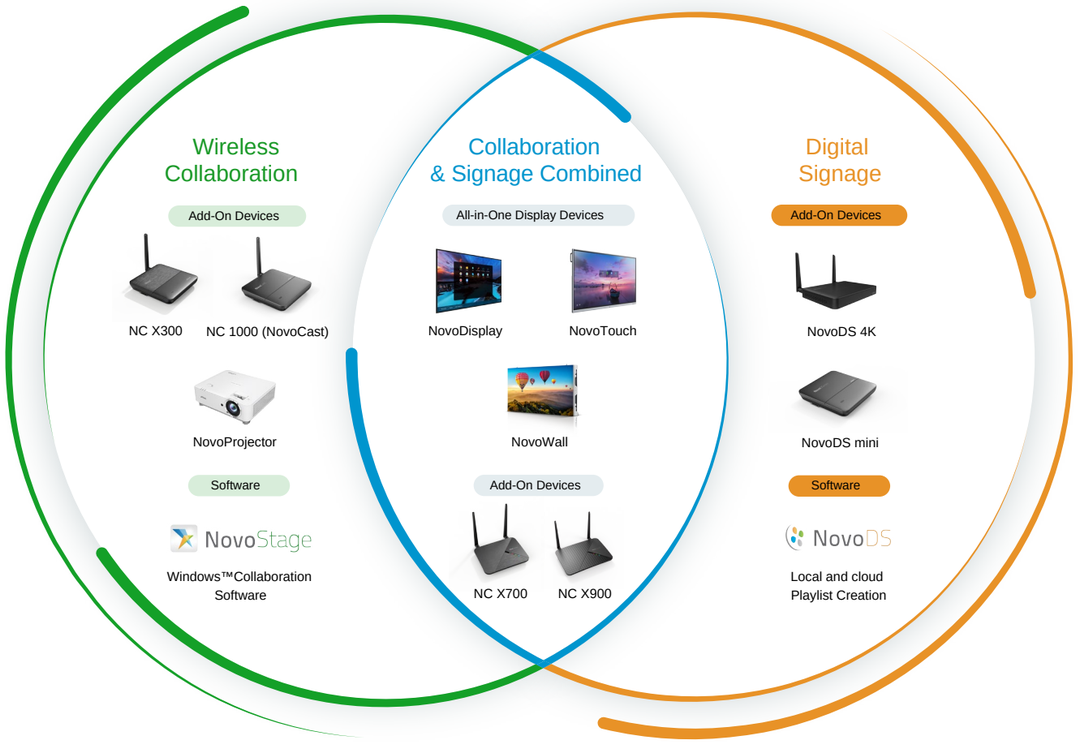

Wireless Collaboration and Digital Signage solutions are based on four principles.

Simplicity

6 L P S O L F L W \ L V principle, the user experience our main priority.

Security

Advanced security features, AES-256 encryption and are compliant with ISO 27001 international standard.

Integration

(• R U W O H V V L Q W H J U D W L R Q into existing infrastructure.

Centralisation

All NovoConnect and NovoDS products can be centrally controlled with the remote manager software.

Novo Ecosystem for Businesses

The most simple and secure way to realise Wireless Collaboration and Digital Signage throughout the company, is with Vivitek's Novo (FRV\VWHP –W R•HUV D WDLORU PDGH VROXWLRQ IRU HYHU\ URRP Our wireless collaboration and digital signage solutions helps to boost meeting productivity and communication without FRPSURPLVLQJ VHFXULW\ %HQH4W IURP WKH VHDPOHVV WUDQVLWLRQ between wireless collaboration and switch to digital signage and communicate bulletin board information through the same displays.

Boardroom
NC-X900 + Launcher
NovoProjector

Cafeteria
NovoDisplay

Reception Greeting Area
NovoDisplay

([HFXWLYH 2]FH
NovoTouch + Launcher
BYOM

Meeting Room
NC-X300 + Launcher
NovoStage + Windows Display

IT Department
Integration, Centralization and Security of all devices

Corridor Area
NovoWall

Wireless Collaboration & Video Conferencing

Enjoy better participation and engagement from meeting participants by wireless connecting up to 64 users simultaneously, with four of them able to present on a split screen display. Share notes and even invite participation through video conferencing. NovoConnect will take your meetings and brainstorm sessions to the next level.

MEETING ROOMS

NovoConnect will transform an ordinary meeting into a creative and dynamic collaboration session by allowing easy connection and presentation to the main screen from any mobile device.

HUDDLE SPACES

Meetings don't always require a dedicated room. With NovoConnect, you just need a display on the wall to create a perfect huddle space for quick brainstorm sessions.

CONFERENCE ROOMS

:KHQ WKH ZKROH R]FH FRPHV WRJHWKHU WKH 1RYR&RQQHFW solution will ensure that everyone can connect and collaborate easily with up to 64 participants.

EDUCATION

7KH 1RYR&RQQHFW R•HUV DQ HGXFDWLRQ PRGH IRU WKH WHDFKHU WR moderate the lecture and choose who can share their screen.

)HDWXUHV DQG %HQH4WV

- Wireless content sharing from laptop, tablet or smartphone to the central screen.
- Screen duplication to multiple locations over the network.
- Split screen allows for four participants to present simultaneously.
- Annotate and highlight your discussion points in real time.
- Dynamically switch between participants' screens.
- Moderator function helps the meeting host remain in control of the meeting agenda.
- Up to 64 participants can be connected.
- Compatible with Bring Your Own Meeting (BYOM).

Add-On Devices NovoConnect

The NovoConnect Wireless Collaboration devices are ideally suited to those who already have a screen or a projector, but wish to enhance or extend their existing AV infrastructure with wireless presentation functionality, or maximise their screen use with digital signage.

Add-On Devices NovoConnect

	NovoCast	NC-X300	NC-X700	NC-X900
Application Edition	Education	Corporate	Corporate/ Education	Corporate/ Education
BYOD Compatibility (Windows, macOS, Ubuntu, Androi, GoogleCast, iOS/AirPlay)	•	•	•	•
BYOM Compatibility (Windows, macOS)			•	•
Simultaneous Connections	40	8	64	64
Simultaneous On-screen	1, 2, 3, 4	1 or 2	1, 2, 3, 4	1, 2, 3, 4
Screen Mirroring	iOS, GoogleCast	iOS, GoogleCast	Miracast- Win 10, iOS, GoogleCast	Miracast-Win 10, iOS, GoogleCast
Split-View	Quad Split-View	Dual Split-View	Quad Split-View	Quad Split-View
AirPlay Discovery Enhanced			•	•
Meeting ID		•	•	•
Screen Duplication Over The Network			1-way (NT Receiver)	2-way (NT Sender & Receiver)
Data Encryption AES-256	•	•	•	•
ISO 27001	•	•	•	•
Remote Management	•	•	•	•
Over-the-air Software Upgrade	•	•	•	•
Software APIs for System Integration			•	•
HDMI Input (1080p)				•
Power Over Ethernet (PoE)				•
Display Resolution	1080p	1080p	4K-UHD	4K-UHD
Optional Launcher	yes (moderator)	•	•	•
Digital Signage			•	•

All-In-One Solutions

Vivitek offers the most complete all-in-one display solutions with wireless collaboration and digital signage. Catering for the needs of both corporate and education users, the collaborative panels offer wireless presenting, video conferencing and a seamless switch to the signage mode. Additionally the touch panels come with an interactive whiteboard function. For those who want to combine wireless collaboration capabilities and a big image up to 300” diagonal, the NovoProjector is the perfect choice.

	NovoProjector	NovoDisplay	NovoTouch	NovoWall
Application	Education/ Corporate	Retail/ Education/ Corporate	Education/ Corporate	Corporate
Screen Size	100”-300”	43”, 55”, 65”, 75”	65”, 75”, 86”	110” (1.2mm) 137” (1.5mm) 220” (UHD 1.2mm)
Wireless Collaboration	•	•	•	•
Digital Signage		•	•	•
Display Resolution	1080p	4K-UHD	4K-UHD	1080p (110”, 137”) 4K-UHD (220”)
Screen Mirroring	iOS, Google Cast	Windows-Miracast, iOS, Google Cast	Windows-Miracast, iOS, Google Cast	iOS, Google Cast
Video Conferencing	BYOM Compatible	BYOM Compatible	BYOM Compatible	NA
Screen Duplication Over the Network	b Z D \ (NT Receiver)	2-way (NT Sender & Receiver)	2-way (NT Sender & Receiver)	1-way (NT Receiver)
Remote Manager	•	•	•	•
Over-the-Air Software Upgrade	•	•	•	•
Optional Launcher	LauncherPlus, LauncherOne	LauncherPlus, LauncherOne	LauncherPlus, LauncherOne	LauncherPlus, LauncherOne

Wireless Collaboration NovoStage

NovoStage is the wireless collaboration software for Windows users that will turn any Windows device into a collaboration platform that enables multiple screens presenting to the main display. It is ideal for information sharing and creates a collaborative meeting environment by combining video FRQIHUHQFLQJb DQG FRQWHQW IUURP :LQGRZV FRPSXWHUV WDEOHWV RU smartphones. NovoStage is an agnostic platform that provides support for all operating systems and facilitates a full BYOD!

BUSINESS

Create a collaborative meeting environment ZLWK DQ\ :LQGRZV EDVHG 5DW SDQHO GLVSOD\V

EDUCATION

NovoStage on a collaborative panel gives students the opportunity to participate in a discussion by sharing their device.

WORKSHOP

With NovoStage on the trainer's laptop, it is easy to collaborate on-the-go, where the laptop serves as the core of the collaborative environment.

)HDWXUHV DQG %HQH4WV

- Up to four participants can be connected simultaneously.
- Floating screen with quick layouts.
- Instant 4K screen mirroring.
- Connections through NovoConnect App, Software, web portal or Airplay®.
- The moderator feature allows control of the meeting.
- AES-256 encryption, and compliant with ISO 27001 international standard.

NovoStage

Technical 6SHFL4FDWLRQ	Mirroring Resolution	Maximum 4K	
	Audio and Video Encoding	AAC & H.264	
	Security	AES 256 bit encryption *	
	Bandwidth	2MB to 20 MB	
Operating System	Windows™ 10/11		
System Requirements	PC	Processor	Intel® Core™ i5
		RAM	8GB
		SSD	SATA 128GB
		Graphics	Intel® HD graphics
		Networking	Ethernet 10/100 Mbps or WiFi 802.11 AC
	OPS	Processor	Intel® Core™ i7
		RAM	8GB
		SSD	256GB
		Graphics	Intel® HD graphics
		Networking	Ethernet 10/100 Mbps or WiFi 802.11 AC

Bring Your Own Meeting

Vivitek offers a BYOM driver as an upgrade to enable Novo devices to manage USB connected In-Room peripherals i.e. In-Room camera, microphone and speaker to expand the capabilities of the NovoConnect Solution.

BUSINESS

Enhance your video conferencing experience from your personal device by leveraging AV peripherals in meeting rooms.

EDUCATION

Educational institutions can create a student-centric learning experience in a hybrid environment with BYOM.

)HDWXUHV DQG %HQH4WV

- Upgrade your existing NovoConnect device and enable BYOM.
- Support HID USB AV devices, cameras, microphones and speakers.
- Available for Windows and Mac users.
- Remote control function: Windows, macOS, iOS, Android, Ubuntu.
- No additional hardware is required or needs to be purchased.
- Seamlessly connect to In-Room AV devices.

Two ways to Enable BYOM

Connect to the AV In-Room peripherals with NovoConnect software, Mobile App or the remote manager. No additional hardware is required.

NovoConnect Software

Remote Manager

Supported Model

Download BYOM Driver:
https://www.launchnovo.com/index/dsa

NC-X700

NovoTouch

NC-X900

NovoDisplay

Three Steps to Enable BYOM

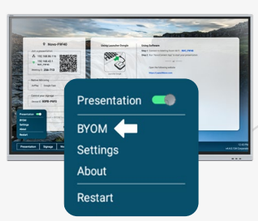

1. Select “BYOM”
2. Connect AV devices to Novo devices
3. Toggle “camera” icon on NovoConnect Software or Remote Manager Select “In-Room Camera” from VC Apps

Direct Wireless Presenting Simple and Easy to Connect

SOFTWARE AND APP

Wireless screen sharing and collaboration from desktop, laptop/mobile devices.

LAUNCHER

The NovoConnect LauncherPlus is an USB plug-and-play device, which mirrors the laptop content to the main display to start the wireless presentation instantly. Ideal for guests that don't have the NovoConnect software installed on their PC or Mac.

WEB BROWSER

Instantly connect via the web browser to wirelessly share and collaborate your laptop screen.

NATIVE SCREEN MIRRORING

Direct mirroring from Windows Miracast/iOS Airplay/Google Cast.

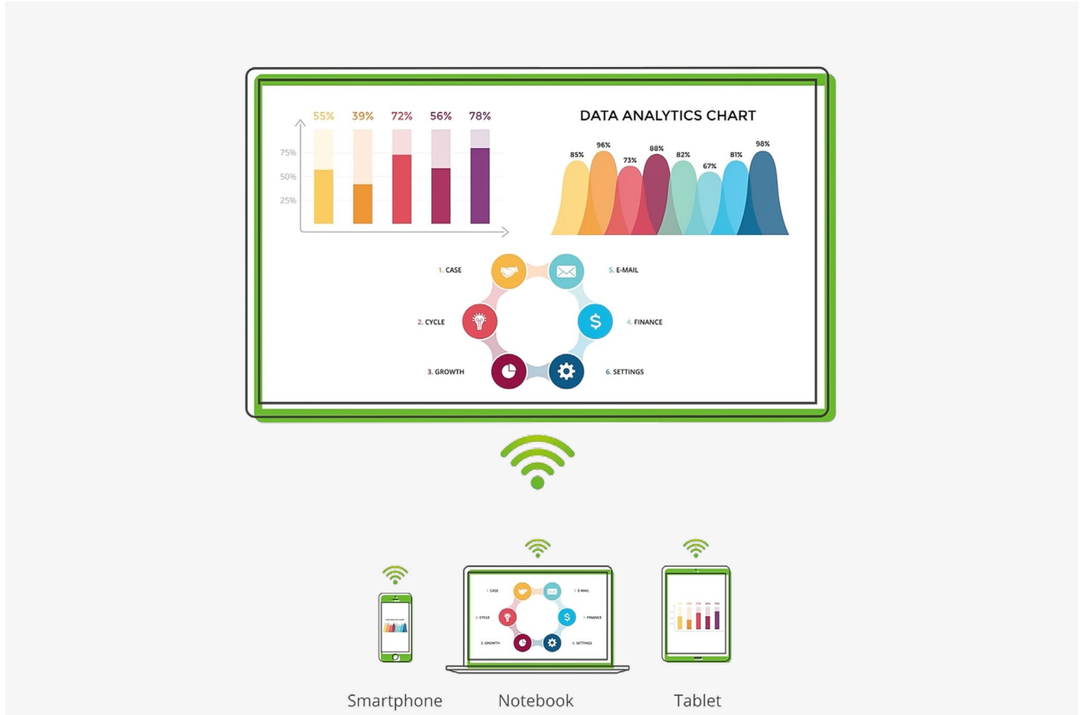

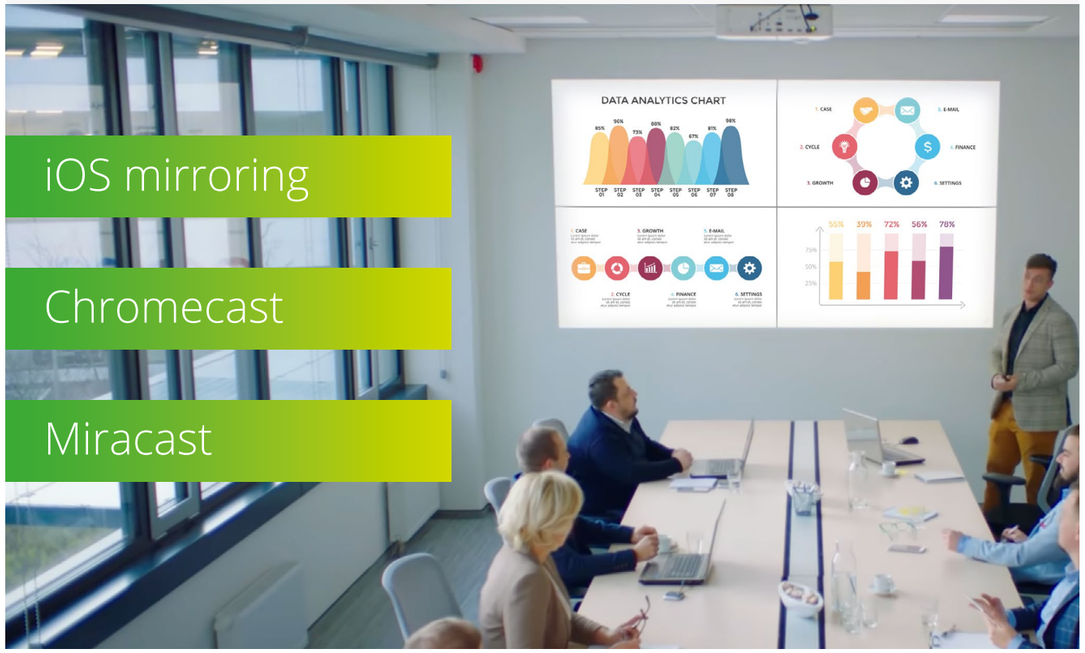

Digital Signage

NovoDS digital signage media players are ideal to integrate with existing infrastructure. Create and manage your content from our powerful and easy to use software, NovoDS Cloud or NovoDS Studio. Choose between private or public cloud to take control of your digital signage deployment! Features like people counting widgets, bulletin boards and designer templates gives you a complete solution for your digital signage needs.

)HDWXUHV DQG %HQH4WV

Easy signage content creation with SUHGH4QHG RU 5H[LEOH WHPSODWHV. No programming skills are required.

User-friendly interface for signage content creation.

Support for a wide range of dynamic content, from text, audio, photos, video to webpages, Calendar, Twitter, RSS, weather, IP streaming, YouTube, ad etc.

People Counting Widget for public spaces to monitor and manage people occupancy.

Create playlist schedule daily, weekly or monthly.

Centralized device management allows administrators to access, update, and operate NovoDS devices groups across an entire network.

Developers can use API to manage playlists, device settings and monitor device operations.